



# Sukat ng Bayan

National Online Survey  
Third Quarter 2021

**October 2021**

# Sukat ng Bayan

Sukat ng Bayan is iOptions Ventures' quarterly nationwide opinion polling. The survey covers various socio-political topics relevant to the daily lives of Filipinos.

This is an independent, non-commissioned study conducted regularly, the results of which are made publicly available on the iOptions Ventures website.

# Report Outline

- + General Disposition
- + Satisfaction, Trust, Awareness Ratings
- + Situationer: COVID-19 Pandemic
- + Situationer: Lifting of mining moratorium
- + Situationer: Divorce Bill
- + 2022 Elections
- + Geographic & Demographic Information
- + Information Sources

# Survey Details

# Survey Details

- + **Survey Duration**  
September 23-October 1 2021
- + **Coverage**  
Nationwide
- + **Sampling scheme**  
Convenience sampling (non-representative)
- + **Methodology**  
Online survey
- + **Respondents**  
1,690

The data gathering period for the study was from September 23 to October 1, 2021. **It is important to note that this was before the candidacy filing period.**

Convenience sampling was utilized as the sampling scheme. Specifically, the survey, hosted on SurveyMonkey, was publicized on Facebook for respondents to voluntarily answer. This was supplemented by efforts of reaching out via email and SMS to our existing respondent database (who had previously consented to being contacted for future studies). **This means the results of the survey shall not be construed as representative of the Filipino population, and is skewed heavily towards Facebook as the source of respondents.**

# General Disposition

# General Disposition

- + GENERAL FEELING ABOUT LIFE
- + ECONOMIC SELF-ASSESSMENT
- + HUNGER

Happiness Rating	Pre-pandemic	%	Present	%
Very sad	415	25%	648	38%
Somewhat sad	257	15%	606	36%
Can't say	135	8%	232	14%
Somewhat happy	640	38%	189	11%
Very happy	243	14%	15	1%
Total	1690	100%	1690	100%

In your own feelings or opinion, which of the statements best describe how you feel about your life? (*Sa inyong pakiwari o pakiramdam, alin sa mga sumusunod na pahayag ang sumasalamain sa katayuan o nararamdaman mo sa iyong buhay...?*)

Economic Status	Count	%
Poor	876	52%
Not rich, not poor	809	48%
Rich	5	0.30%
Total	1690	100%

In your opinion, are you..? (*Sa inyong pananaw o pakiwari, kayo po ba ay...?*)

Experienced Involuntary Hunger	Count	%
Yes	1042	62%
No	648	38%
Total	1690	100%

Did you experience hunger (due to lack of resources to buy/get food) in the last quarter? (*Ikaw ba ay nakaranas ng gutom (nang dahil sa walang pambili ng pagkain) sa nakalipas na tatlong buwan?*)

# General Disposition

+ TOP 5 CONCERNS

Top Concerns	Count	%			
Livelihood	985	58%	Education	351	21%
Internet connection	649	38%	Infrastructure	293	17%
Health	607	36%	Climate change	188	11%
Vaccine vs COVID-19	592	35%	Traffic	180	11%
Food	549	32%	Peace and order situation	130	8%
Illegal drugs	528	31%	Environmental protection	121	7%
Corruption	520	31%	Public Transportation	116	7%
Quality of education under distance learning	512	30%	Supply of drinking water	88	5%
Own house	482	29%	Lack of electricity or rotational brownouts	64	4%
Waste management	425	25%	Irrigation	33	2%
Proper management of COVID-19 cases	417	25%	Others	52	3%
			Total	1690	-



# **Awareness, Satisfaction & Trust**

# Overall Satisfaction

+ GOVERNMENT AGENCY

Government Agency	Very dissatisfied	Somewhat dissatisfied	Can't say	Somewhat satisfied	Very satisfied
Department of Agriculture (DA)	11%	21%	32%	30%	6%
Department of Education (DepEd)	16%	32%	14%	31%	8%
Department of Foreign Affairs (DFA)	8%	18%	39%	28%	6%
Department of Health (DOH)	29%	27%	13%	24%	7%
Department of Labor & Employment (DOLE)	15%	27%	24%	27%	6%
Department of Public Works & Highways (DPWH)	10%	19%	26%	31%	13%
Department of Social Welfare & Development (DSWD)	16%	23%	16%	34%	12%
Department of Trade & Industry (DTI)	7%	18%	38%	30%	6%
Department of Transportation (DOTr)	9%	21%	29%	33%	8%
Armed Forces of the Philippines (AFP)	6%	10%	29%	40%	16%
Philippine National Police (PNP)	10%	17%	21%	40%	12%
Office of the President	14%	16%	20%	30%	20%
Office of the Vice President	18%	18%	31%	23%	10%
Senate of the Philippines	11%	23%	28%	31%	7%
House of Representatives	11%	20%	35%	27%	7%
Supreme Court of the Philippines	8%	17%	43%	25%	7%

# Overall Satisfaction

+ GOVERNMENT OFFICIALS

Government Official	Very dissatisfied	Somewhat dissatisfied	Can't say	Somewhat satisfied	Very satisfied
President Rodrigo Duterte	14%	15%	8%	31%	31%
Vice President Leni Robredo	25%	17%	26%	23%	9%
Senate President Vicente Sotto III	11%	14%	24%	37%	15%
House Speaker Lord Allan Velasco	10%	15%	44%	24%	7%
Chief Justice Alexander Gesmundo	6%	11%	58%	21%	4%
AFP Chief Jose Faustino	6%	11%	50%	27%	7%
PNP Chief Guillermo Eleazar	5%	8%	21%	40%	26%
DepEd Secretary Leonor Briones	17%	22%	25%	28%	7%
DFA Secretary Teodoro Locsin, Jr.	7%	13%	40%	33%	7%
DOH Secretary Francisco Duque III	33%	21%	22%	20%	5%
DOLE Secretary Silvestre Bello III	10%	17%	38%	28%	7%
DPWH Secretary Mark Villar	9%	12%	30%	33%	17%
DOTr Secretary Arthur Tugade	8%	13%	42%	27%	10%
Sen. Bong Go	14%	10%	24%	31%	20%
Sen. Ping Lacson	10%	14%	36%	31%	9%
Sen. Manny Pacquiao	18%	17%	28%	28%	8%
Sen. Grace Poe	9%	13%	30%	33%	14%
Cong. Alan Peter Cayetano	11%	13%	26%	33%	16%
Cong. Vilma Santos-Recto	6%	8%	38%	32%	16%
Mayor Isko Moreno Domagoso	7%	7%	14%	34%	37%
Mayor Sara Duterte-Carpio	11%	7%	32%	27%	23%

# Awareness & Trust

+ PERSONALITIES

Personalities	N	Awareness		Trust					
		Yes	No	Not aware	Very little trust	Somewhat little trust	Can't say	Somewhat big trust	Very big trust
President Rodrigo Duterte	1690	94%	6%	2%	17%	14%	9%	27%	33%
Vice President Leni Robredo	1690	78%	22%	9%	26%	19%	21%	15%	9%
Senate President Vicente Sotto III	1690	88%	12%	5%	15%	20%	19%	28%	14%
House Speaker Lord Allan Velasco	1690	66%	34%	15%	15%	17%	34%	14%	6%
Chief Justice Alexander Gesmundo	1690	47%	53%	22%	9%	12%	42%	12%	3%
AFP Chief Jose Faustino	1690	52%	48%	20%	8%	12%	39%	16%	5%
PNP Chief Guillermo Eleazar	1690	86%	14%	5%	8%	12%	18%	33%	25%
DepEd Secretary Leonor Briones	1690	82%	18%	6%	21%	22%	20%	22%	8%
DFA Secretary Teodoro Locsin Jr.	1690	69%	31%	12%	11%	18%	32%	21%	6%
DOH Secretary Francisco Duque III	1690	82%	18%	8%	33%	19%	20%	15%	6%
DOLE Secretary Silvestre Bello	1690	71%	29%	12%	13%	18%	32%	19%	7%
DPWH Secretary Mark Villar	1690	80%	20%	8%	13%	14%	24%	26%	15%
DOTr Secretary Arthur Tugade	1690	67%	33%	14%	12%	15%	33%	17%	9%
Sen. Bong Go	1690	89%	11%	5%	19%	14%	18%	26%	20%
Sen. Ping Lacson	1690	84%	16%	5%	17%	19%	27%	24%	9%
Sen. Manny Pacquiao	1690	87%	13%	4%	22%	19%	22%	22%	10%
Sen. Grace Poe	1690	86%	14%	4%	14%	16%	24%	27%	15%
Cong. Alan Peter Cayetano	1690	89%	11%	4%	16%	19%	18%	27%	15%
Cong. Vilma Santos-Recto	1690	83%	17%	5%	11%	14%	26%	27%	17%
Mayor Isko Moreno Domagoso	1690	95%	5%	2%	9%	11%	10%	31%	37%
Mayor Sara Duterte-Carpio	1690	87%	13%	5%	13%	11%	21%	25%	25%

# **COVID-19 Pandemic Response**

# COVID-19 Response Satisfaction

+ GOVERNMENT AGENCY

Government Agency	Very Dissatisfied	Somewhat Dissatisfied	Can't Say	Somewhat Satisfied	Very Satisfied
Inter-Agency Task Force on the Management of Emerging Infectious Diseases (IATF)	14%	21%	17%	37%	11%
National Task Force Against COVID-19 (NTF)	11%	18%	21%	38%	12%
Department of Education (DepEd)	14%	24%	17%	33%	12%
Department of Foreign Affairs (DFA)	7%	16%	37%	31%	8%
Department of Health (DOH)	25%	22%	14%	28%	11%
Department of Interior and Local Government (DILG)	8%	16%	30%	35%	10%
Department of Labor & Employment (DOLE)	10%	20%	28%	32%	10%
Department of Social Welfare and Development (DSWD)	13%	20%	18%	35%	14%
Department of Trade & Industry (DTI)	8%	15%	38%	31%	8%
Department of Transportation (DOTr)	8%	16%	31%	34%	10%
City or Municipal Government	9%	17%	17%	39%	19%

# COVID-19 Vaccination

Vaccination Status / Willingness	Count	%
Already vaccinated with first dose only	199	12%
Already vaccinated with two doses	765	45%
Willing to be vaccinated	413	24%
Not willing to be vaccinated	105	6%
Cannot Say If Willing Or Not	208	12%
Total	1690	100%

Kung may pagkakataon na ikaw ay mabakunahan laban sa COVID-19, payag ka ba o hindi mabakunahan? *(If you get the chance to be vaccinated against COVID-19, are you willing to be vaccinated or not?)*



# COVID-19 Preventive Measures

Minimum Public Health Standards/Protocols	Very Insufficient	Somewhat Insufficient	Can't Say	Somewhat Sufficient	Very Sufficient
Wearing of face mask in public places and public transportation	6%	15%	4%	32%	43%
Wearing of face shield in public places and public transportation	14%	20%	6%	31%	30%
Compliance to the 1-meter physical distance rule in public places	13%	20%	7%	26%	33%
Limited seating capacity in establishments allowed to operate	8%	16%	8%	34%	34%
Limited seating capacity in public transportation	11%	19%	8%	31%	31%
Contact tracing	15%	18%	15%	27%	26%
Ensuring those not allowed to leave their homes are following stay at home orders	16%	19%	12%	26%	27%

Sa inyong palagay, sapat ba ang pagpapatupad ng lokal na pamahalaan sa mga health protocols? *(In your opinion, is the local government sufficiently implementing the following health protocols?)*



# COVID-19 Preventive Measures

COVID-19 Prevention Measures	Totally Unimportant	Somewhat Unimportant	Can't Say	Somewhat Important	Totally Important
Wearing face masks whenever you go out of the house	2%	1%	1%	7%	88%
Wearing face shield whenever you go out of the house	12%	14%	6%	30%	39%
Cleaning hands with soap and water	1%	1%	1%	4%	94%
Cleaning hands with alcohol / hand sanitizer	1%	0%	1%	5%	93%
Compliance with 1-meter physical distancing	2%	1%	2%	13%	82%
Avoiding touching the face (eyes, nose, mouth)	2%	1%	3%	12%	82%
Avoiding crowded places	2%	1%	3%	10%	84%
Staying at home especially if going out is not necessary	2%	1%	2%	11%	84%
Taking vitamins	1%	0%	2%	9%	87%
Covering nose and mouth whenever I cough or sneeze	1%	0%	1%	4%	93%
Praying	2%	0%	1%	3%	94%

In your opinion, how important is it to do the following measures to prevent contracting COVID-19? *(Sa iyong palagay, gaano kahalagang ginagawa ang mga sumusunod upang makaiwas mahawa ng COVID-19?)*

# Activities during COVID-19 Pandemic

Agreement	Count	%
Totally Disagree	167	10%
Somewhat Disagree	207	12%
Can't Say	144	9%
Somewhat Agree	511	30%
Totally Agree	661	39%
Total	1690	100%

Do you agree or disagree with the proposal to limit the entry to establishments like restaurants and salons to Filipinos who are fully vaccinated against COVID-19? (*Sang-ayon ka ba sa mga panukalang limitahan ang pagpasok sa ilang mga establisyemento tulad ng mga restaurant at salon sa mga nakatanggap na ng dalawang bakuna kontra COVID-19?*)

Comfort Level	Count	%
Extremely uncomfortable	141	8%
Somewhat uncomfortable	538	32%
Can't say	125	7%
Somewhat comfortable	709	42%
Extremely comfortable	177	10%
Total	1690	100%

Gaano kayo kakumportable na mamili/mamasyal sa palengke/mall? (*How comfortable are you about going to the market/mall to shop?*)

# Special Issues

# Lifting of mining moratorium

Personal View	Responses (multiple)	%
I only heard about it now	271	16%
It will be good for the economy	349	21%
It will provide many jobs	415	25%
It will be good for the environment	192	11%
It will cause the destruction of the environment	998	59%
This is just part of politics	378	22%
Only the big businessmen will benefit	860	51%
It will affect our lives negatively	413	24%
The indigenous peoples will be fighting each other again	366	22%
Others	22	1%
Total	1690	100%

Ano sa tingin mo ang magiging epekto ng pagbawi ng moratorium sa mga bagong minahan? MAAARING PUMILI HANGGANG TATLO (3)] *(What do you think are the effects of the lifting of the moratorium on new mining operations to the country? ALLOW UP TO THREE (3) CHOICES)*

Agreement	Count	%
Totally Disagree	678	40%
Somewhat Disagree	403	24%
Can't Say	350	21%
Somewhat Agree	193	11%
Totally Agree	66	4%
Total	1690	100%

Sang-ayon ka ba o hindi na magkaroon ng mga bagong minahan sa bansa? *(Do you agree or disagree with having new mining areas in the country?)*

# Divorce bill

Personal View	Count	%
This will be beneficial to unhappy married couples and victims of domestic abuse.	944	56%
This will lead to having more broken families.	217	13%
This will make the process of legally ending marriages in the Philippines more affordable.	116	7%
I do not have enough knowledge about this issue	105	6%
This will weaken the institution of marriage and family.	89	5%
This should not be the main concern at present	83	5%
This is illegal and against the Constitution.	47	3%
I only heard about it now	47	3%
This will strengthen the institution of marriage and family.	36	2%
Others	6	0.40%
Total	1690	100%

What is your personal view on passing an absolute divorce law in the Philippines?  
(Ano ang iyong personal na pananaw sa pagkakaroon ng batas para sa absolute divorce sa Pilipinas?)

Agreement	Count	%
Totally Disagree	324	19%
Somewhat Disagree	191	11%
Can't Say	250	15%
Somewhat Agree	462	27%
Totally Agree	463	27%
Total	1690	100%

Sang-ayon ka ba o hindi na magkaroon ng absolute divorce sa bansa? (Do you agree or disagree with having absolute divorce in the country?)

# 2022 National Elections

# Desired characteristics in a leader

Desired Characteristics	Responses (Multiple)	%
Not corrupt	1478	87%
Has good plans for the people	1212	72%
Helps the poor	958	57%
Hardworking	763	45%
Fights for his/her principles	665	39%
Helps fight illegal drugs	621	37%
Intelligent	575	34%
Brave and has no fear	554	33%
Approachable	506	30%
Has experience in management	309	18%
Has implemented projects in our area	193	11%
Heard good news about him/her	149	9%
Can make unpopular decisions	148	9%
Comes from a political family	59	3%
Rich	10	1%
Others	47	3%
Total	1690	-

# Endorsement influence

Endorsement	President Rodrigo Duterte	Vice President Leni Robredo	Former President Gloria Arroyo	Religious Leaders
Will not be affected	12%	11%	15%	16%
Definitely will not vote	15%	28%	39%	13%
Will probably not vote	8%	14%	16%	7%
Can't say	17%	24%	24%	39%
Will probably vote	23%	15%	5%	18%
Definitely will vote	26%	8%	2%	9%
Total	1690	1690	1690	1690



# Presidential Candidates

Candidate	Weighted	%	Actual	%
Marcos, Ferdinand Jr. "Bongbong"	529	31%	553	33%
Domagoso, Francisco "Isko Moreno"	391	23%	447	26%
Duterte-Carpio, Sara "Inday"	297	18%	192	11%
Robredo, Maria Leonor "Leni"	118	7%	129	8%
Pacquiao, Emmanuel "Manny"	46	3%	42	2%
Lacson, Panfilo "Ping"	44	3%	52	3%
Cayetano, Alan Peter	43	3%	53	3%
Go, Christopher Lawrence "Bong"	23	1%	19	1%
Gordon, Richard "Dick"	8	0%	8	0%
None	24	1%	30	2%
Others (please specify)	11	1%	14	1%
Don't Know	156	9%	151	9%
Total	1690	100%	1690	100%

Preference Change	Count	%
May still change	725	43%
Can't say	314	19%
Will not change	651	39%
Total	1690	100%

# Presidential Candidates

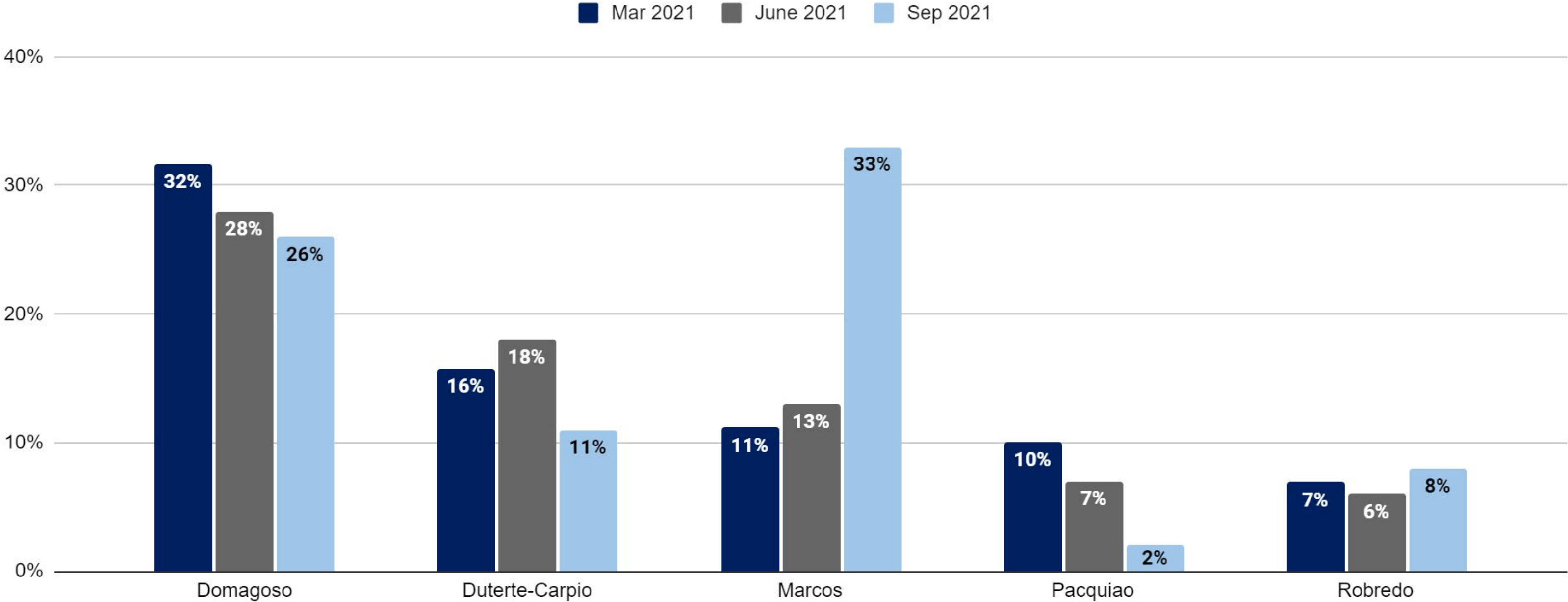
+ COMPARATIVE

Presidential	Mar 2021	June 2021	Sep 2021
Domagoso, Isko Moreno	32%	28%	26%
Duterte-Carpio, Sara	16%	18%	11%
Marcos, Bongbong	11%	13%	33%
Pacquiao, Manny	10%	7%	2%
Robredo, Leni	7%	6%	8%
Go, Bong	4%	3%	1%
Poe, Grace	4%	4%	
Escudero, Chiz	2%	1%	
Diokno, Chel		2%	
Lacson, Ping	1%	2%	3%
Gordon, Dick		0.4%	0.0%
Trillanes, Antonio		0.3%	
Cayetano, Alan Peter	1%	4%	3%
Will Not Vote	-%		
Don't Know	7%	7%	9%
None from the list	3%	2%	2%
N/A	0%		
Others	1%	1%	1%
<i>Total</i>	<i>2000</i>	<i>2455</i>	<i>1690</i>

# Presidential Candidates

+ COMPARATIVE

### Presidential Candidates (Top 5)



# Presidential Candidates

+ COMBOS

FOR PRESIDENT	LIST A	%
Marcos, Ferdinand Jr. "Bongbong"	545	32%
Domagoso, Francisco "Isko Moreno"	512	30%
Duterte-Carpio, Sara "Inday"	245	14%
Robredo, Maria Leonor "Leni"	167	10%
Cayetano, Alan Peter	90	5%
Lacson, Panfilo "Ping"	72	4%
Pacquiao, Emmanuel "Manny"	59	3%
Total	1690	100%

FOR PRESIDENT	LIST B	%
Marcos, Ferdinand Jr. "Bongbong"	589	35%
Domagoso, Francisco "Isko Moreno"	512	30%
Robredo, Maria Leonor "Leni"	187	11%
Cayetano, Alan Peter	120	7%
Go, Christopher Lawrence "Bong"	109	6%
Lacson, Panfilo "Ping"	90	5%
Pacquiao, Emmanuel "Manny"	83	5%
Total	1690	100%

FOR PRESIDENT	LIST C	%
Domagoso, Francisco "Isko Moreno"	510	30%
Marcos, Ferdinand Jr. "Bongbong"	509	30%
Duterte-Carpio, Sara "Inday"	302	18%
Cayetano, Alan Peter	140	8%
Lacson, Panfilo "Ping"	123	7%
Pacquiao, Emmanuel "Manny"	106	6%
Total	1690	100%

FOR PRESIDENT	LIST D	%
Domagoso, Francisco "Isko Moreno"	703	42%
Duterte-Carpio, Sara "Inday"	483	29%
Lacson, Panfilo "Ping"	190	11%
Cayetano, Alan Peter	159	9%
Pacquiao, Emmanuel "Manny"	155	9%
Total	1690	100%

# Presidential Candidates

+ COMBOS

FOR PRESIDENT	LIST E	%	FOR PRESIDENT	LIST F	%
Marcos, Ferdinand Jr. "Bongbong"	675	40%	Domagoso, Francisco "Isko Moreno"	695	41%
Domagoso, Francisco "Isko Moreno"	600	36%	Duterte-Carpio, Sara "Inday"	535	32%
Cayetano, Alan Peter	152	9%	Robredo, Maria Leonor "Leni"	203	12%
Lacson, Panfilo "Ping"	143	8%	Cayetano, Alan Peter	139	8%
Pacquiao, Emmanuel "Manny"	120	7%	Pacquiao, Emmanuel "Manny"	118	7%
Total	1690	100%	Total	1690	100%

FOR PRESIDENT	LIST G	%
Domagoso, Francisco "Isko Moreno"	730	43%
Marcos, Ferdinand Jr. "Bongbong"	686	41%
Go, Christopher Lawrence "Bong"	155	9%
Pacquiao, Emmanuel "Manny"	119	7%
Total	1690	100%

FOR PRESIDENT	LIST H	%
Domagoso, Francisco "Isko Moreno"	803	48%
Duterte-Carpio, Sara "Inday"	566	33%
Lacson, Panfilo "Ping"	187	11%
Pacquiao, Emmanuel "Manny"	134	8%
Total	1690	100%

FOR PRESIDENT	LIST I	%
Marcos, Ferdinand Jr. "Bongbong"	726	43%
Domagoso, Francisco "Isko Moreno"	709	42%
Lacson, Panfilo "Ping"	131	8%
Pacquiao, Emmanuel "Manny"	124	7%
Total	1690	100%

# Presidential Candidates

+ PREFERENCE CHANGE

CANDIDATE	COUNT	%	May still change	Can't say	Will not change
Marcos, Ferdinand Jr. "Bongbong"	553	33%	37%	14%	49%
Domagoso, Francisco "Isko Moreno"	447	26%	43%	20%	38%
Duterte-Carpio, Sara "Inday"	192	11%	35%	15%	50%
Robredo, Maria Leonor "Leni"	129	8%	34%	18%	47%
Cayetano, Alan Peter	42	2%	51%	21%	28%
Lacson, Panfilo "Ping"	52	3%	62%	19%	19%
Pacquiao, Emmanuel "Manny"	53	3%	67%	12%	21%
Go, Christopher Lawrence "Bong"	19	1%	55%	10%	35%
Gordon, Richard "Dick"	8	0%	88%	13%	0%
None	30	2%	47%	40%	13%
Others (please specify)	14	1%	43%	7%	50%
Don't Know	151	9%	61%	35%	4%
Total	1690		729	314	657

# Presidential Candidates

+ PREFERENCE x ISLAND GROUP

PRESIDENT	COUNT (ACTUAL)	%	NCR	BALANCE LUZON	VISAYAS	MINDANAO
Marcos, Ferdinand Jr. "Bongbong"	553	33%	34%	32%	28%	30%
Domagoso, Francisco "Isko Moreno"	447	26%	29%	26%	18%	18%
Duterte-Carpio, Sara "Inday"	192	11%	8%	9%	19%	37%
Robredo, Maria Leonor "Leni"	129	8%	7%	9%	8%	2%
Cayetano, Alan Peter	42	2%	2%	3%	5%	1%
Lacson, Panfilo "Ping"	52	3%	4%	3%	3%	2%
Pacquiao, Emmanuel "Manny"	53	3%	3%	3%	3%	0%
Go, Christopher Lawrence "Bong"	19	1%	1%	1%	2%	2%
Gordon, Richard "Dick"	8	0%	0%	1%	1%	0%
None	30	2%	2%	2%	1%	0%
Others (please specify)	14	1%	1%	1%	1%	0%
Don't Know	151	9%	8%	10%	10%	8%
Total	1690		737	704	134	115



# Vice-Presidential Candidates

Candidate	Weighted	%	Actual	%
Duterte, Rodrigo	459	27%	388	23%
Ong, Willie "Doc Willie"	239	14%	284	17%
Duterte-Carpio, Sara "Inday"	223	13%	187	11%
Sotto, Vicente III "Tito"	171	10%	223	13%
Marcos, Ferdinand Jr. "Bongbong"	135	8%	153	9%
Cayetano, Alan Peter	121	7%	116	7%
Robredo, Maria Leonor "Leni"	79	5%	91	5%
Go, Christopher Lawrence "Bong"	64	4%	57	3%
Pacquiao, Emmanuel "Manny"	48	3%	47	3%
None	33	2%	29	2%
Others	17	1%	20	1%
Don't Know	98	6%	95	6%
Total	1687	100%	1690	100%

Preference Change	Count	%
May still change	741	44%
Can't say	318	19%
Will not change	631	37%
Total	1690	100%



# Vice-Presidential Candidates

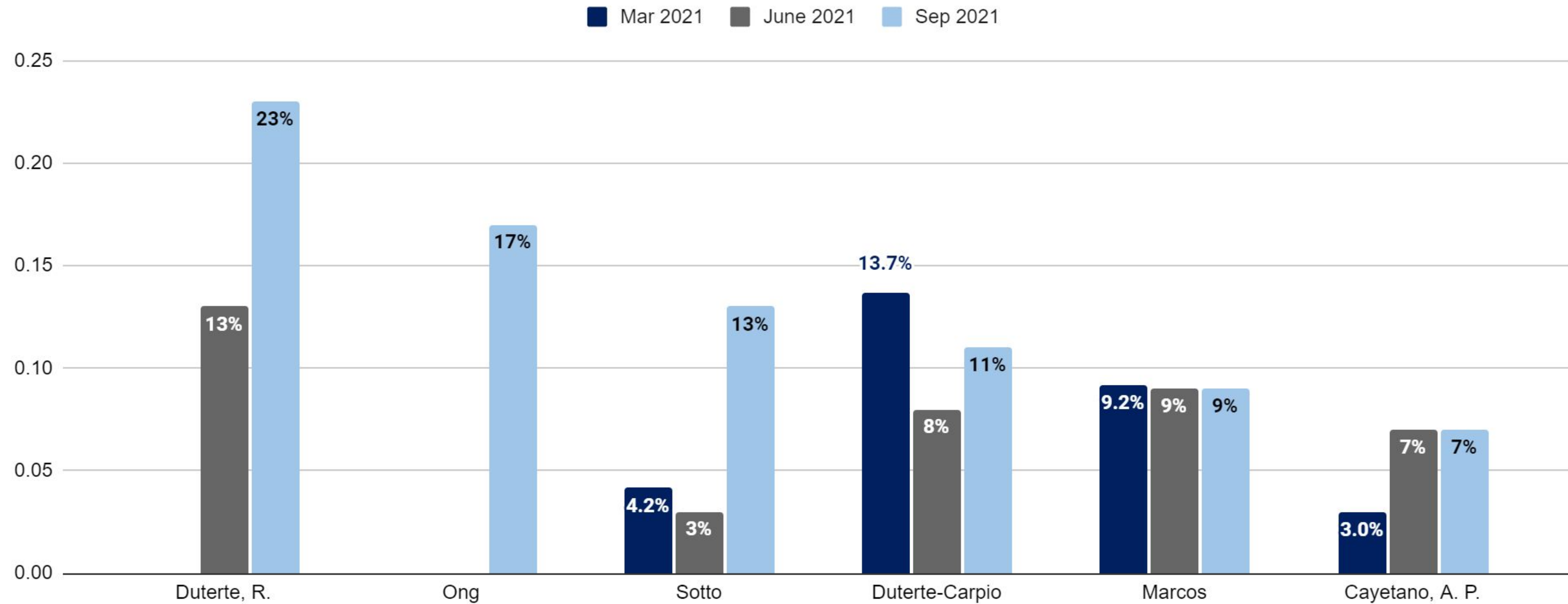
+ COMPARATIVE

Candidate	Mar 2021	June 2021	Sep 2021
Duterte, Rodrigo		13%	23%
Ong, Willie			17%
Sotto, Tito	4.2%	3%	13%
Duterte-Carpio, Sara	13.7%	8%	11%
Marcos, Bongbong	9.2%	9%	9%
Cayetano, Alan Peter	3.0%	7%	7%
Robredo, Leni			5%
Pacquiao, Manny	12.8%	7%	3%
Go, Bong	8.9%	6%	3%
Domagoso, Isko Moreno	21.5%	20%	
Poe, Grace	7.2%	7%	
Escudero, Chiz	6.4%	5%	
Lacson, Ping	2.7%	2%	
Gatchalian, Sherwin		1%	
Teodoro, Gibo		1%	
Angara, Sonny		1%	
Salceda, Joel		0.30%	
Cayetano, Pia	0.7%		
Romualdez, Martin	0.3%	0.20%	
Others	1.5%	1.30%	1%
Don't Know	6.2%	5%	6%
None from the List	2.1%	1%	2%

# Vice-Presidential Candidates

+ COMPARATIVE

## Vice Presidential Candidates (Top 6)



# Vice-Presidential Candidates

+ COMBOS

FOR VICE PRESIDENT	LIST A	%
Duterte-Carpio, Sara "Inday"	494	29%
Ong, Willie "Doc Willie"	485	29%
Sotto, Vicente III "Tito"	385	23%
Cayetano, Alan Peter	224	13%
Pacquiao, Emmanuel "Manny"	112	7%
Total	1700	100%

FOR VICE PRESIDENT	LIST B	%
Duterte, Rodrigo	542	32%
Ong, Willie "Doc Willie"	452	27%
Sotto, Vicente III "Tito"	369	22%
Cayetano, Alan Peter	205	12%
Pacquiao, Emmanuel "Manny"	132	8%
Total	1700	100%

FOR VICE PRESIDENT	LIST C	%
Marcos, Ferdinand Jr. "Bongbong"	530	31%
Ong, Willie "Doc Willie"	443	26%
Sotto, Vicente III "Tito"	373	22%
Cayetano, Alan Peter	238	14%
Pacquiao, Emmanuel "Manny"	116	7%
Total	1700	100%

# Vice-Presidential Candidates

+ PREFERENCE CHANGE

CANDIDATE	COUNT	%	May still change	Can't say	Will not change
Duterte, Rodrigo	388	23%	33%	13%	54%
Ong, Willie "Doc Willie"	284	17%	43%	15%	42%
Sotto, Vicente III "Tito"	223	13%	43%	21%	36%
Duterte-Carpio, Sara "Inday"	187	11%	40%	17%	44%
Marcos, Ferdinand Jr. "Bongbong"	153	9%	46%	19%	35%
Cayetano, Alan Peter	116	7%	53%	22%	25%
Robredo, Maria Leonor "Leni"	91	5%	57%	18%	25%
Go, Christopher Lawrence "Bong"	57	3%	65%	18%	18%
Pacquiao, Emmanuel "Manny"	47	3%	60%	21%	19%
None	29	2%	28%	48%	24%
Others, Pls Specify:	20	1%	40%	20%	40%
Don't Know	95	6%	58%	40%	2%
<b>Total</b>	<b>1690</b>	<b>100%</b>	<b>741</b>	<b>318</b>	<b>631</b>

# Vice-Presidential Candidates

+ PREFERENCE x ISLAND GROUP

CANDIDATE	COUNT	%	NCR	BALANCE LUZON	VISAYAS	MINDANAO
Duterte, Rodrigo	388	23%	21%	21%	26%	43%
Ong, Willie "Doc Willie"	284	17%	17%	19%	11%	6%
Sotto, Vicente III "Tito"	223	13%	11%	9%	15%	21%
Duterte-Carpio, Sara "Inday"	187	11%	16%	13%	8%	3%
Marcos, Ferdinand Jr. "Bongbong"	153	9%	9%	9%	10%	3%
Cayetano, Alan Peter	116	7%	7%	6%	10%	7%
Robredo, Maria Leonor "Leni"	91	5%	5%	7%	3%	2%
Go, Christopher Lawrence "Bong"	57	3%	4%	2%	5%	5%
Pacquiao, Emmanuel "Manny"	47	3%	3%	3%	4%	2%
None	29	2%	2%	2%	1%	3%
Others, Pls Specify:	20	1%	1%	1%	1%	0%
Don't Know	95	6%	5%	7%	6%	4%
Total	1690	100%	738	710	135	117

# President & VP Tandem

<b>TANDEMS - LIST A</b>	<b>WEIGHTED</b>	<b>%</b>	<b>ACTUAL</b>	<b>%</b>
Marcos, Bongbong & Sara Duterte	821	49%	726	43%
Domagoso, Isko Moreno & Willie Ong	497	29%	583	34%
Lacson, Ping & Tito Sotto	125	7%	134	8%
Pacquiao, Manny & Alan Peter Cayetano	74	4%	73	4%
Will not vote	174	10%	174	10%
<b>Total</b>	<b>1691</b>	<b>100%</b>	<b>1690</b>	<b>100%</b>

<b>TANDEMS - LIST B</b>	<b>WEIGHTED</b>	<b>%</b>	<b>ACTUAL</b>	<b>%</b>
Domagoso, Isko Moreno & Willie Ong	605	36%	686	41%
Go, Bong & Rodrigo Duterte	563	33%	471	28%
Lacson, Ping & Tito Sotto	151	9%	176	10%
Pacquiao, Manny & Alan Peter Cayetano	111	7%	101	6%
Will not vote	261	15%	256	15%
<b>Total</b>	<b>1691</b>	<b>100%</b>	<b>1690</b>	<b>100%</b>



# Senatorial Candidates

FOR SENATOR	RANK	WEIGHTED	ACTUAL				
Escudero, Francis Joseph "Chiz"	1	62%	64%	Honasan, Gregorio "Gringo"	20	23%	25%
Tulfo, Rafael "Raffy"	2	61%	61%	Roque, Herminio "Harry"	21	20%	17%
Cayetano, Alan Peter	3	59%	58%	Diokno, Jose Manuel "Chel"	22	17%	18%
Marcos, Ferdinand Jr. "Bongbong"	4	56%	55%	Teodoro, Gilberto Eduardo "Gibo"	23-24	16%	15%
Gatchalian, Sherwin "Win"	5-6	53%	55%	Andanar, Jose Ruperto Martin "Martin"	23-24	16%	15%
Legarda, Lorna Regina "Loren"	5-6	53%	53%	Roxas, Manuel II "Mar"	25	15%	17%
Revillame, Willie "Kuya Wil"	7	52%	50%	Trillanes, Antonio IV "Sonny"	26-27	14%	16%
Santos-Recto, Rosa Vilma "Vilma"	8	51%	54%	Nogralas, Karlo Alexei "Karlo"	26-27	14%	10%
Torres-Gomez, Lucy	9	45%	44%	Romualdez, Ferdinand Martin "Martin"	28-29	13%	14%
Zubiri, Juan Miguel "Migz"	10	43%	40%	Colmenares, Neri	28-29	13%	14%
Villar, Mark	11	42%	38%	Panelo, Salvador "Sal"	30-31	12%	9%
Hontiveros-Baraquel, Ana Theresia "Risa"	12	36%	37%	Tugade, Arthur "Art"	30-31	12%	10%
Villanueva, Emmanuel Joel "Joel"	13	35%	38%	Bello, Silvestre III "Bebot"	32	11%	10%
Aquino, Paolo Benigno IV "Bam"	14	32%	31%	Gadon, Larry	33-34	10%	10%
Pangilinan, Francis "Kiko"	15	31%	34%	De Lima, Leila	33-34	10%	10%
Estrada, Jose "Jinggoy" Ejercito	16	30%	30%	Marcoleta, Rodante	35	9%	8%
Ejercito, Joseph Victor "JV"	17	27%	28%	Belgica, Greco Antonious Beda	36	6%	6%
Binay, Jejomar "Jojo"	18	26%	29%	Gutoc, Samira	37	5%	5%
Gordon, Richard "Dick"	19	24%	28%	Zarate, Carlos Isagani "Kaloi"	38	4%	4%

# **Geographic and Demographic Information**



# Geographic Distribution

Island Groups	Count	%	Registered Voters (2019)
NCR	737	44%	11%
Balance Luzon	704	42%	45%
Visayas	134	8%	21%
Mindanao	115	7%	23%
Total	1690	100%	100%

Island Groups	Weighted	%
NCR	193	11%
BALANCE LUZON	752	44%
VISAYAS	350	21%
MINDANAO	395	23%
TOTAL	1690	100%

# Gender, Age, and Educational Attainment

Gender	Count	%
Female	1393	82%
Male	297	18%
Total	1690	100%

Age Groups	Count	%
17-24	168	10%
25-34	506	30%
35-44	549	32%
45-59	376	22%
60 and above	91	5%
Total	1690	100%

Educational Attainment	Count	%
No formal education	3	0.20%
Elementary undergraduate	18	1%
Elementary graduate	30	2%
High school undergraduate	237	14%
Vocational	128	8%
High school graduate	481	28%
College undergraduate	399	24%
College graduate	371	22%
Masteral degree	20	1%
Doctoral degree	3	0.20%
Total	1690	100%


# Employment and Monthly Income

Employment	Count	%
Government	64	4%
With own business	64	4%
Private sector	279	17%
Self-employed	329	19%
Unemployed	954	56%
<b>Total</b>	<b>1690</b>	<b>100%</b>

Monthly Household Income	Count	%
Php 10,000 and below	1027	61%
Php 10,001 to Php 25,000	446	26%
Php 25,001 to Php 45,000	121	7%
Php 45,001 to Php 80,000	67	4%
Php 80,001 to Php 150,000	20	1%
Php 150,001 to Php 300,000	6	0.40%
Php 300,001 and above	3	0.20%
<b>Total</b>	<b>1690</b>	<b>100%</b>

# Voter Registration Status

Registration Status	Count	%
Yes	1609	95%
No	81	5%
Total	1690	100%



Plan to register	Count	%
Yes	76	94%
No	5	6%
Total	81	100%

# Sources of Information - General

<b>Information Sources</b>	<b>Count</b>	<b>%</b>
Television	1423	84%
Social Media (Facebook, Instagram, Twitter)	1380	82%
Online news websites	942	56%
Radio	562	33%
Family / Relatives	385	23%
Newspapers (broadsheets / tabloids)	314	19%
Friends / Neighbors	308	18%
Own experience / Observations / Interactions	281	17%
Church	92	5%
Brochure / Pamphlets	32	2%
Others	6	0.40%
<b>Total</b>	<b>1690</b>	<b>100%</b>

# Sources of Information - Specific

Information Sources	COUNT	%			
GMA 7	1324	78%	Radyo 5 - 92.3 News FM	147	9%
GMA News Online	677	40%	UNTV	131	8%
TV 5	652	39%	ONE News	121	7%
ABS-CBN News Channel (ANC)	496	29%	Brigada Radio	116	7%
ABS-CBN News Online	468	28%	NET 25	97	6%
GTV (formerly GMA News TV)	399	24%	Pilipino Star Ngayon	93	6%
A2Z	361	21%	Bandera News Philippines	89	5%
CNN Philippines	355	21%	RMN News	74	4%
ABS-CBN TeleRadyo	313	19%	IBC-13	59	3%
Kapamilya Channel	312	18%	SMNI	54	3%
DZBB	305	18%	Bandera	53	3%
<a href="#">Inquirer.net</a>	285	17%	Abante	50	3%
Philippine Daily Inquirer	274	16%	Manila Standard Today	48	3%
Philippine Star	244	14%	Bulgar	46	3%
Manila Bulletin	239	14%	DWIZ	44	3%
<a href="#">Philstar.com</a>	238	14%	Radyo Veritas	44	3%
PTV 4	231	14%	BusinessWorld	40	2%
Rappler	207	12%	Business Mirror	29	2%
Bombo Radyo	202	12%	Tribune	24	1%
DZRH	165	10%	Others	8	0.50%
DZRH TV	153	9%		1690	100%



# Thank you!

[www.ioptionsventures.com](http://www.ioptionsventures.com)

[facebook.com/ioptionsvc](https://facebook.com/ioptionsvc)

[research@ioptionsventures.com](mailto:research@ioptionsventures.com)

+ **Survey Duration**

September 23-October 1 2021

+ **Coverage**

Nationwide

+ **Sampling scheme**

Convenience sampling (non-representative)

+ **Methodology**

Online survey

+ **Respondents**

1,690



**For more information, feel free to contact:**

[research@ioptionsventures.com](mailto:research@ioptionsventures.com)

[www.ioptionsventures.com](http://www.ioptionsventures.com)

[facebook.com/ioptionsvc](https://facebook.com/ioptionsvc)